




Strand conveyance  
PT-C



## Strand conveyance PT-C



The use of a strand conveyance brings many advantages:

- simplified start-up
- automatic threading of strand breaks
- intensive, yet flexible cooling
- integrated, efficient strand drying
- adaptable to existing granulators
- quick and easy installation

The chute transports the strands by gravity and a directed water flow. At the end of the slide, where the water is already largely separated by gravity, the strands are passed on the conveyor belt and further promoted by this towards the pelletizer.

The chute and the conveyor belt can also be sprayed with water to intensify the cooling of the strands. By shutting off and / or regulating the amount of water, the cooling can be variably adjusted over a wide range.

The extraction point can be adjusted to suit several alternative positions. At the suction point still adhering water is removed from the strand surface by an intense air flow (through the conveyor belt).



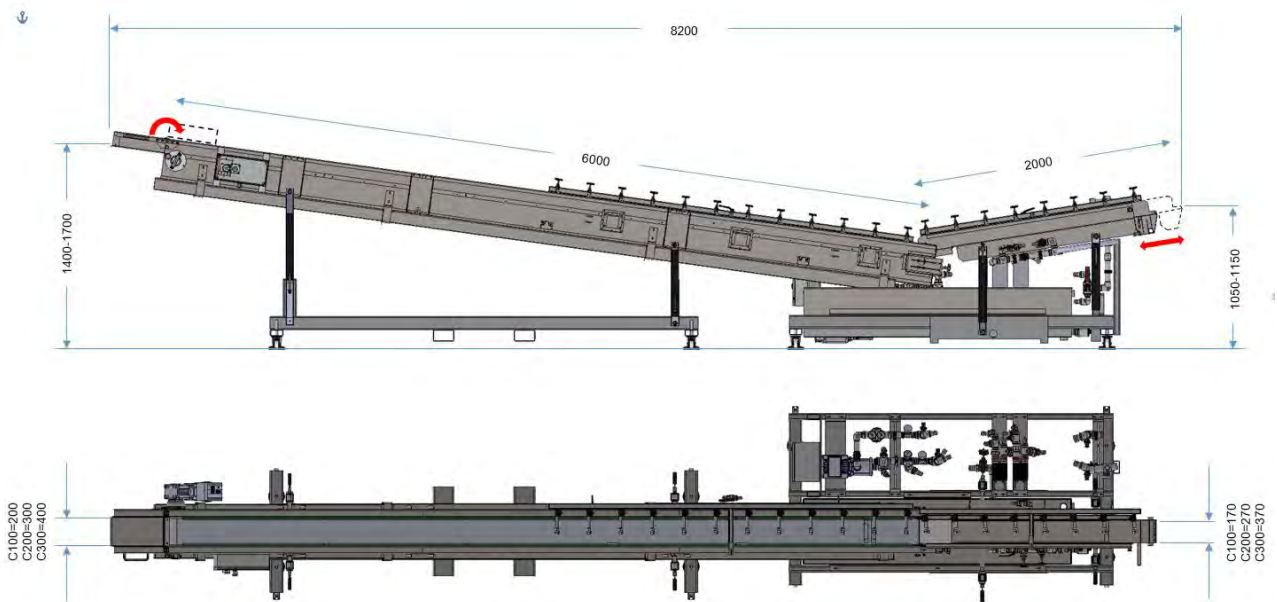
At the beginning of the chute, a linearly displaceable starting device is installed, which is pulled under the extrusion head and receives the extruded strands.



Inlet and outlet sides are adjustable in height in order to be able to easily adapt the strand feed to different extruders and pelletizers.




### Dimensions:



Version with sluice 2000mm and belt 6000mm

### Data:

Strand conveyance			PT-C100	PT-C200	PT-C300
Number of strands			max. 12	max. 24	max. 36
Sluice	Width - Length	[mml]	170 - 1000/2000	270 - 1000/2000	370 - 1000/2000
Belt	Width - Length	[mm]	200 - 6000/8000	300 - 6000/8000	400 - 6000/8000
Drive power		[kW]	0,55		
Velocity		[m/min]	22,5-90 / 30-120		
Cooling			Overflow water and spray water		
Water circulation		[Type]	W90	W120	W150
Suction places			1 (at 4 possible locations)		
Suction device		[Type]	A150	A300	A400
Weight		[kg]	350 - 450	400 - 550	450-600



**About us:**

The PT Maschinenbau GmbH is a privately owned company, located in southern Germany. As specialists in strand pelletizing we deliver our products from here to customers throughout whole Europe and worldwide.

We bundle up the core competencies for design, engineering and construction of our products. For the further provision of services we complement our abilities us by using a proven network of suppliers and service providers. We prefer generating our products by using local and European suppliers.



During decades of working in this business area we have gained a comprehensive experience, derived from countless projects with notable customers in all industry sectors and countries. Based on this know-how, with a long lasting and well-rehearsed team, we generate proven, reliable and durable solutions for our customers.

**Scope of products:**

Cooling				Drying		Cutting	Sifting
Cooling trough	Cooling belt	Strand conveyance	Water circulation	Air wipe	Air knife	Pelletizer	Sifter
PT-K150	PT-B100	PT-C100	PT-W20	PT-D50		PT-G50E	PT-S150
PT-K200	PT-B200	PT-C200	PT-W40	PT-D100		PT-G100E	PT-S300
PT-K250	PT-B300	PT-C300	PT-W60	PT-A75		PT-G120D	PT-S400
PT-K400			PT-W90	PT-A150		PT-G220D	PT-S400-DD
PT-K600			PT-W120	PT-A300		PT-G320D	PT-S550-DD
PT-K800			PT-W150	PT-A400			
				PT-A600			

PT Maschinenbau GmbH  
 Schafweide 3  
 D-63762 Grossostheim

Telefon: +49-(0)6026-95180-04  
 Telefax: +49-(0)6026-95180-05  
 eMail: office@pt-maschinenbau.com

Information and illustrations refer to the date of printing.  
 Subject to change. Version 2.1 - 2018-01